





# SEEC

## A LEARNING COMMUNITY

Resources for families with young children.

### Pre-K 4 – Simple Machines: Screws

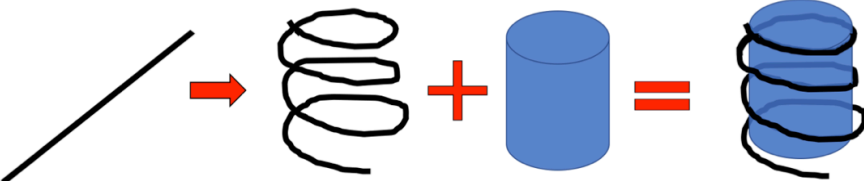
<b>Key Concepts:</b>	<ul style="list-style-type: none"><li>• Learn the parts of a screw.</li><li>• Learn what a screw does.</li><li>• Find screws in our environment.</li></ul>	
<b>Careful Looking:</b>	<ul style="list-style-type: none"><li>• Take a look at these brooches (pieces of jewelry that you can attach to clothes) created by Zack Peabody:<ul style="list-style-type: none"><li>○ <a href="https://www.si.edu/object/brooch:chndm_1993-112-1-a_c">https://www.si.edu/object/brooch:chndm_1993-112-1-a_c</a></li><li>○ <a href="https://www.si.edu/object/brooch-3482:saam_1999.11A-C">https://www.si.edu/object/brooch-3482:saam_1999.11A-C</a></li></ul></li><li>• What do you see?</li><li>• What do you think is keeping all the pieces of the brooch together?</li><li>• Does this look like other jewelry you've seen before?</li><li>• If it's different, what's different about it?</li></ul>	
<b>What Do Screws Do?</b>	<ul style="list-style-type: none"><li>• A screw holds things together.</li><li>• Take a look at a piece of furniture in your house. Can you find any screws? Sometimes toys have screws in them too, can you find any?</li><li>• To fasten a screw, you push it into a surface and twist, usually with</li></ul>	



# SEEC

## A LEARNING COMMUNITY

Resources for families with young children.

	<p>a screwdriver.</p> <ul style="list-style-type: none"><li>• If you have screws and a screwdriver accessible to you, take a closer look at them. Try screwing some screws into a piece of wood or outside in the dirt.</li></ul>
<b>Video:</b>	<ul style="list-style-type: none"><li>• Watch <i>The Screw – Eureka</i> to learn more about what a screw is:</li><li>• <a href="https://www.youtube.com/watch?v=YgROcddl6EE&amp;feature=youtu.be">https://www.youtube.com/watch?v=YgROcddl6EE&amp;feature=youtu.be</a></li></ul>
<b>Make Your Own Screw:</b>	<ul style="list-style-type: none"><li>• A screw is an inclined plane (threads) wrapped around a cylinder.</li></ul>  <ul style="list-style-type: none"><li>• Can you make your own model of a screw? Try wrapping yarn or a pipe cleaner around a cylinder like a jar, paper towel tube, pencil or stick.</li></ul>
<b>Literacy:</b>	<ul style="list-style-type: none"><li>• Read <i>The Assembly Plant</i> by Melanie Lewis. Can you find the screw? What does the screw do? <a href="https://www.uniteforliteracy.com/unite/technology/book?BookId=1260">https://www.uniteforliteracy.com/unite/technology/book?BookId=1260</a></li></ul>
<b>Screw Scavenger Hunt:</b>	<ul style="list-style-type: none"><li>• Go on a screw scavenger hunt around your house! Before you start, make a prediction of how many screws you think you'll find.</li><li>• Need some ideas of where to look? The kitchen might have a few including a corkscrew, milk bottle cap, jar lids, light bulbs, etc.</li><li>• How many screws did you end up finding?</li><li>• Draw a picture of one of the items you found that has a screw.</li></ul>