





SEEC

A LEARNING COMMUNITY

Resources for families with young children.

Pre-K 3 - Nature: Rocks


Key Concepts:	<ul style="list-style-type: none">• Explore your local environment to find a variety of rocks.• Practice careful looking to explore a variety of rocks and their unique characteristics.• Sort objects based on physical attributes. 
Learn about Rocks:	<ul style="list-style-type: none">• Learning about Geology with Geologist, Dr. Franek Haisuk: https://whut.pbslearningmedia.org/resource/8d9819e5-ae19-4fd3-902f-7b7c862e19d9/clubhouse-expert-geologist-dr-franek-hasiuk-young-explorers/en/• Trip to a Rock Mine: Sesame Street: https://whut.pbslearningmedia.org/resource/sesame-trip-to-a-rock-mine/trip-to-a-rock-mine-sesame-street/
Rock Collection:	<ul style="list-style-type: none">• Start a rock collection!• Think about what kind of rocks you would want to collect and take a walk through your neighborhood to look for special rocks to add to your collection.• Why did you pick each rock? What do you like about each one? 



SEEC

A LEARNING COMMUNITY

Resources for families with young children.

	<ul style="list-style-type: none">• Take a close look at one of your rocks using a magnifying glass. Did you notice anything about your rock that you didn't see before?
Sorting:	<ul style="list-style-type: none">• Use a rock collection or any collection of objects you have at home.• Sort your objects into piles based on chosen characteristics, for example, bumpy or smooth, small or large, by color, etc. 
Literacy:	<ul style="list-style-type: none">• <i>Sylvester and the Magic Pebble</i> by William Steig, read by Reid Scott https://www.storylineonline.net/books/sylvester-magic-pebble/
Happy Rocks:	<ul style="list-style-type: none">• This activity can be used to empower kids to help others and as an outlet for a range of emotions.• Find a few small to medium sized rocks and paint words or pictures that you think will make others happy (rainbow, smiley faces, etc.).• When they dry, go on a walk and place them around the neighborhood for others to find and brighten their day.



SEEC

A LEARNING COMMUNITY

Resources for families with
young children.

Careful Looking of an Artwork:



- Take a close look at *Still Life with Spirit and Xitle* by Jimmie Durham from the Hirshhorn Museum and Sculpture Garden's collection:
<https://hirshhorn.si.edu/explore/jimmie-durham-still-life-spirit-xitle/>
- Think about a few of the following questions:
 - What do you see?
 - Why do you think there's a rock on top of the car?
 - How do you think it got there?
 - If the rock could talk, what do you think it would say?
 - How could the rock be moved from the car?
- If you'd like to learn more about the artwork and where the rock comes from, visit:
<https://www.smithsonianmag.com/smithsonian-institution/meet-man-who-dropped-boulder-chrysler-180959846/>